



George Albright

Marion County Tax Collector

PO Box 1178


Ocala, FL 34478

www.mariontax.com



INSIDE THIS ISSUE

- ◆ Electronic Temporary Registrations
- ◆ Approved ETR Vendors
- ◆ Marine Dealers & ETR
- ◆ Vessel Fees
- ◆ Display of ETR Tags
- ◆ The Privacy Act
- ◆ Dump Truck Conversions
- ◆ Motorcycle Licensing
- ◆ Helpful Links
- ◆ EFS Update
- ◆ Food 4 Kids
- ◆ Cellular Phone Donations
- ◆ Recipe of the Quarter



DEALER BUZZ

ELECTRONIC TEMPORARY REGISTRATIONS

As we all know, effective July 1, 2008 it will be mandatory to electronically record all temporary tags that are issued in the State of Florida. What does this mean for you as a dealer?

on-demand except in the case of an ETR system outage. You will keep a very limited amount of preprinted temporary tags in inventory in case of ETR outages.



As a dealer you will now be required to issue your temporary tags on an secure, electronic print-on-demand system. Currently there are four approved ETR vendors in the State of Florida. To issue temporary tags on your lot, you will need to sign up with one of the approved vendors.

Financial institutions will no longer be able to purchase bundles of temporary tags. The bank will come and get a single temporary tag on an as-needed basis for demonstration purposes only. Then if their customer purchases the car, they will sign the title over to them for title transfer.

All temporary license plates must be issued as print-

Trailers under 2000 lbs are not required to have an ETR .


APPROVED ETR VENDORS



Now that the time is nearing, you will find more and more companies trying to get you to sign up for their services. Not all vendors have been approved by the state. If you sign up with a vendor that is not certified by DMV, you will not be able to print your first temporary tag!

Before you sign on the dotted line, check out the following website to make sure that they have been approved by DMV.

www.flhsmv.gov/etr/etr-vendor.html



MARINE DEALERS & ETR

Marine dealers that do not carry an RV or a VI license are not eligible to sign up for ETR as of right now. You will purchase all your temporary tags through your local Tax Collector's office. You will continue to issue your temporary tags as usual to your trailers.

If you do occasionally sell a trailer over 2000 lbs., you will go to your local tag office for them to issue an ETR to it until the proper programming is in place. You may not issue a preprinted tag to a trailer over 2000 lbs. without completing the ETR process.



VESSEL FEES

As of July 1st, vessel fees will be increasing. Please get with your local tag office to get a list of fees.



THE PRIVACY ACT

Due to the privacy act, we are not allowed to disclose certain information. Please note that the following list indicates what we can disclose due to the privacy laws that we are mandated to follow.


- ◆ **Lienholder Information**
- ◆ **Date of Birth**
- ◆ **Registration Information**

(License Plate, Year, Make & VIN)

- ◆ **Accident Reports**
- ◆ **Driving Violations**
- ◆ **Driver Status**




Due to the privacy act, we can NOT verify items NOT listed above verbally or via telephone, fax or e-mail.



DISPLAY OF ETR TAGS

Temporary license plates must be conspicuously displayed in the rear license plate bracket for print-on-demand temporary license plates. On vehicles requiring front display of license plates, temporary license plates must be displayed on the front of the vehicle in the location where the metal license plate would normally be displayed.



DUMP TRUCK CONVERSIONS

Prior to processing a title transfer on a dump truck, please make sure that the title is reflecting the correct body type. If the dump truck is showing either "TR" or "TK" on the title, you will have to take the dump truck to the DMV Regional Office for inspection. DMV will issue the dump truck a "FLA" number and process a title correction for the make to read "ASPT".

A \$40 inspection fee and additional titling fees will apply. We will not be able to process a title transfer if the body is not reading the correct type. The local DMV Regional Office is located at 503 SE 25th Ave, Ocala, FL 34471. Please call (352) 732-1267 for an appointment.

MOTORCYCLE LICENSING

Temporary motorcycle instruction permits are valid for 90 days. If a customer chooses to apply for a motorcycle endorsement or motorcycle-only license after July 1, 2008, the customer must complete a motorcycle safety education course. The Marion County Tax Collector's Office, along with the State Driver License offices will administer tests for a motorcycle only license or an endorsement, only through June 30, 2008.

Please visit



<http://motorcycles.hsmv.fl.us/sponsorsearch.cfm> for a list of approved motorcycle safety education courses nearest you, or call 1-850-488-3286. The cost of the course varies by location and course provider.

Please remember that your customer does NOT have to have a motorcycle endorsement to purchase a motorcycle. Anyone operating a motorcycle on public roads, must have the motorcycle endorsement on their license. Anyone operating a motor scooter over 49 CC's on public roads and highways must have a motorcycle endorsement on their drivers license.

"May God save the country, for it is evident that the people will not."

- Millard Fillmore

HELPFUL LINKS

- ◆ Have you ever come across that insurance card where you can't find the 5 digit code or some information is missing? No problem! The Florida Department of Financial Services has a website, which will allow you to search for insurance companies by name or code. This website is updated regularly, which will come in handy if the insurance company has merged with another company and the codes no longer



come up! Please keep in mind that bigger insurance companies like Progressive, Allstate, or State Farm have multiple underwriters and depending on the policy the codes will vary. With this link you'll make your insurance code "woes" a thing of the past!


www.fldfs.com/data/companysearch/index.asp



- ◆ Have you ever thought it would be nice to have access to the same procedures we have access to? You do! Just go to the following link and click on DMV Procedures Manual in the bottom left hand corner to view our title and registration procedures any time.



<http://www.flhsmv.gov/html/titlinf.html>



EFS UPDATES



www.efsflorida.org

Once again I would like to thank everyone for their hard work. EFS meeting held May 20th in Broward County focused on the implementation of ETR. I know most of you have already been updated to use your laser printer for your 82041's. If you are still printing your 82041's to a red and white form, contact your CVR representative as soon as possible to make arrangements for your new download. Please keep in mind that we are all in the same boat with ETR. We will be learning together as we go. As always, thank you all for your hard work and understanding. Everyone's done a tremendous job rolling with all the changes. Keep up the good work! We hope that everyone has a very happy and safe 4th of July!

PENDING TRANSACTIONS

Please make sure you do not have anything in suspension or pending status for more than 30 days. If you do, you must either delete or process these deals immediately. DMV will be closely monitoring all transactions over 30 days that have not been finalized. EFS transactions fall under the same criteria as non-EFS transactions.



Pamala Randle

ETR TID-BITS

- ◆ Please remember that all print-on-demand temporary plates must be displayed in the rear license plate bracket. They can no longer be put in the back window!
- ◆ Temporary tags issued can only be voided by midnight of the date of issue.
- ◆ If there is a pending transaction in EFS, you will not be able to issue a temporary plate as of July 1 to the vehicle.
- ◆ When processing an off-line ETR transaction, you will be required to complete DHSMV form 82082, Off-Line Issuance of a Pre-Printed Temporary License Plate. You will need to retain this form in your records for 5 years.



HELPFUL TELEPHONE NUMBERS

CVR Helpdesk 800-333-6995

Department of Revenue 386-418-4444

Dealer Licensing 850-617-3003

DMV Regional Office Ocala 352-732-1268

Dealer Office 352-368-8272

FOOD 4 KIDS

We would like to thank everyone for their participation in the Food 4 Kids program. We had tremendous success this year! We will begin collecting food donations in August. We are hoping to get the school year off to a good start. If you would still like to donate before August, we will graciously accept your monetary donations. Once again, thank you all for your hard work and participation. Thank you for helping our community through your kindness.



CELLULAR PHONE DONATIONS

Starting May 5th we have placed drop off boxes for cellular telephones at all of our branches. We have just recently become an official drop off location for CellPhoneBank.org . All telephones collected will either be recycled or if they are in good condition, they will be refurbished and resold. All profits from the recycling or sale of cellular phones collected in Marion County will benefit Kimberly's Cottage and The Centers. These non-profit organizations specialize in aiding abuse victims and their families. Please take the time to see if you have any spare phones to donate to this wonderful cause. All your donations will stay in Marion County.



HAWAIIAN WEDDING CAKE

- 1 PKG. YELLOW OR BANANA CAKE MIX**
- 1 (1 LB.) CAN CRUSHED PINEAPPLE, DRAINED**
- 1 SMALL CAN MANDARIN ORANGES, DRAINED**
- 2 LARGE BANANAS, SLICED (OPTIONAL)**
- 1 (8 OZ.) PKG. CREAM CHEESE, SOFTENED**
- 1 (8 OZ.) CONTAINER COOL WHIP**
- 1 (3 OZ.) PKG INSTANT COCONUT CREAM PUDDING**
- 1 C. MILK**
- CHOPPED NUTS (OPTIONAL), TOASTED COCONUT**
- LONG STEMMED MARASCHINO CHERRIES**

Prepare cake as directed on package. Pour into greased and floured jelly roll pan in 350° F. oven for 25 to 30 minutes or until done. When cake is done, let cool in pan. Mix together the well drained pineapple, oranges, and bananas. Spread on top of cake in pan. In large bowl, combine the instant pudding mix, milk, and cream cheese. Mix well until blended, then fold in the full container of Cool Whip. Spread mixture on top of pineapple mixture. Use a wooden spoon for spreading, being careful not to tear the cake. Top the Cool Whip mixture with some toasted coconut. Top it all off with some long stemmed maraschino cherries and nuts.



Submitted by Nancy Stein, [Treasured Recipes From The Marion County Tax Collectors Office 2006](#)